

Computational photography techniques based on deconvolution

CS 178, Spring 2010

not responsible on exam
for this “sidebar” lecture



Marc Levoy
Computer Science Department
Stanford University

Removing camera shake

- ◆ Can you fix a blurry image by sharpening it in Photoshop?



simulated blurry image

Removing camera shake

- ◆ Can you fix a blurry image by sharpening it in Photoshop?



Photoshop Unsharp Mask

Removing camera shake

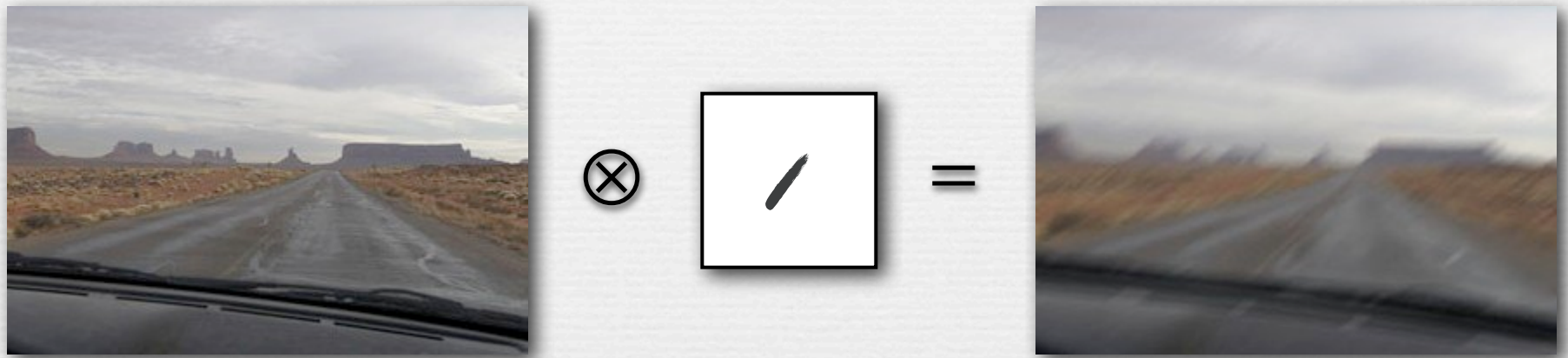
- ◆ Can you fix a blurry image by sharpening it in Photoshop?



more Unsharp Mask

Removing camera shake, 2nd try

- ◆ camera shake can be modeled as a 2D convolution



- ◆ recall that discrete convolution replaces each pixel with a linear combination of nearby pixels
- ◆ matrix-vector multiplication replaces each element in a vector with a linear combination of all other elements

Convolution as matrix multiplication

- ◆ let the sharp scene be represented by a vector

$$\mathbf{f} = [4 \ 7 \ 8 \ 4 \ 2 \ 5 \ 9 \ 6 \ 8 \ 4 \ 2]$$

- ◆ let the filter kernel be represented as a second vector

$$\mathbf{g} = [1 \ 2 \ 3 \ 2 \ 1]$$

- ◆ the convolution $\mathbf{f} \otimes \mathbf{g}$ becomes the matrix-vector product

$$\mathbf{Ax} = \begin{bmatrix} 3 & 2 & 1 & 0 & 0 & 0 & 0 & 0 & 0 & 0 & 0 \\ 2 & 3 & 2 & 1 & 0 & 0 & 0 & 0 & 0 & 0 & 0 \\ 1 & 2 & 3 & 2 & 1 & 0 & 0 & 0 & 0 & 0 & 0 \\ 0 & 1 & 2 & 3 & 2 & 1 & 0 & 0 & 0 & 0 & 0 \\ 0 & 0 & 1 & 2 & 3 & 2 & 1 & 0 & 0 & 0 & 0 \\ 0 & 0 & 0 & 1 & 2 & 3 & 2 & 1 & 0 & 0 & 0 \\ 0 & 0 & 0 & 0 & 1 & 2 & 3 & 2 & 1 & 0 & 0 \\ 0 & 0 & 0 & 0 & 0 & 1 & 2 & 3 & 2 & 1 & 0 \\ 0 & 0 & 0 & 0 & 0 & 0 & 1 & 2 & 3 & 2 & 1 \\ 0 & 0 & 0 & 0 & 0 & 0 & 0 & 1 & 2 & 3 & 2 \\ 0 & 0 & 0 & 0 & 0 & 0 & 0 & 0 & 1 & 2 & 3 \end{bmatrix} \begin{bmatrix} 4 \\ 7 \\ 8 \\ 4 \\ 2 \\ 5 \\ 9 \\ 6 \\ 8 \\ 4 \\ 2 \end{bmatrix}$$

where $\mathbf{x} = \mathbf{f}^T$

and \mathbf{A} is built from \mathbf{g} as shown

Convolution as matrix multiplication

- ◆ let the sharp scene be represented by a vector

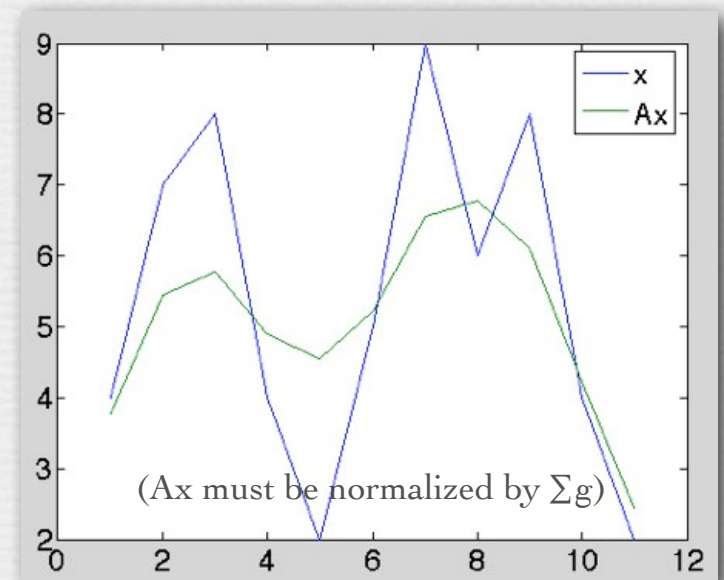
$$\mathbf{f} = [4 \ 7 \ 8 \ 4 \ 2 \ 5 \ 9 \ 6 \ 8 \ 4 \ 2]$$

- ◆ let the filter kernel be represented as a second vector

$$\mathbf{g} = [1 \ 2 \ 3 \ 2 \ 1]$$

- ◆ the convolution $\mathbf{f} \otimes \mathbf{g}$ becomes the matrix-vector product

$$\mathbf{Ax} = \begin{bmatrix} 3 & 2 & 1 & 0 & 0 & 0 & 0 & 0 & 0 & 0 & 0 \\ 2 & 3 & 2 & 1 & 0 & 0 & 0 & 0 & 0 & 0 & 0 \\ 1 & 2 & 3 & 2 & 1 & 0 & 0 & 0 & 0 & 0 & 0 \\ 0 & 1 & 2 & 3 & 2 & 1 & 0 & 0 & 0 & 0 & 0 \\ 0 & 0 & 1 & 2 & 3 & 2 & 1 & 0 & 0 & 0 & 0 \\ 0 & 0 & 0 & 1 & 2 & 3 & 2 & 1 & 0 & 0 & 0 \\ 0 & 0 & 0 & 0 & 1 & 2 & 3 & 2 & 1 & 0 & 0 \\ 0 & 0 & 0 & 0 & 0 & 1 & 2 & 3 & 2 & 1 & 0 \\ 0 & 0 & 0 & 0 & 0 & 0 & 1 & 2 & 3 & 2 & 1 \\ 0 & 0 & 0 & 0 & 0 & 0 & 0 & 1 & 2 & 3 & 2 \\ 0 & 0 & 0 & 0 & 0 & 0 & 0 & 0 & 1 & 2 & 3 \end{bmatrix} \begin{bmatrix} 4 \\ 7 \\ 8 \\ 4 \\ 2 \\ 5 \\ 9 \\ 6 \\ 8 \\ 4 \\ 2 \end{bmatrix}$$



Inverting convolution (*deconvolution*)

- ◆ if the blurred image \mathbf{b} is given by

$$\mathbf{Ax} = \mathbf{b}$$

- ◆ then the sharp scene \mathbf{x} can be recovered by

$$\mathbf{x} = \mathbf{A}^{-1}\mathbf{b}$$

where

$$\mathbf{A}^{-1} = \begin{bmatrix} 0.8571 & -0.7857 & 0.0000 & 0.6429 & -0.5714 & 0 & 0.4286 & -0.3571 & -0.0000 & 0.2143 & -0.1429 \\ -0.7857 & 1.5536 & -0.7500 & -0.5893 & 1.1071 & -0.5000 & -0.3929 & 0.6607 & -0.2500 & -0.1964 & 0.2143 \\ 0.0000 & -0.7500 & 1.5000 & -0.7500 & -0.5000 & 1.0000 & -0.5000 & -0.2500 & 0.5000 & -0.2500 & 0.0000 \\ 0.6429 & -0.5893 & -0.7500 & 1.9821 & -1.1786 & -0.5000 & 1.3214 & -0.7679 & -0.2500 & 0.6607 & -0.3571 \\ -0.5714 & 1.1071 & -0.5000 & -1.1786 & 2.2143 & -1.0000 & -0.7857 & 1.3214 & -0.5000 & -0.3929 & 0.4286 \\ 0 & -0.5000 & 1.0000 & -0.5000 & -1.0000 & 2.0000 & -1.0000 & -0.5000 & 1.0000 & -0.5000 & 0.0000 \\ 0.4286 & -0.3929 & -0.5000 & 1.3214 & -0.7857 & -1.0000 & 2.2143 & -1.1786 & -0.5000 & 1.1071 & -0.5714 \\ -0.3571 & 0.6607 & -0.2500 & -0.7679 & 1.3214 & -0.5000 & -1.1786 & 1.9821 & -0.7500 & -0.5893 & 0.6429 \\ -0.0000 & -0.2500 & 0.5000 & -0.2500 & -0.5000 & 1.0000 & -0.5000 & -0.7500 & 1.5000 & -0.7500 & 0.0000 \\ 0.2143 & -0.1964 & -0.2500 & 0.6607 & -0.3929 & -0.5000 & 1.1071 & -0.5893 & -0.7500 & 1.5536 & -0.7857 \\ -0.1429 & 0.2143 & 0.0000 & -0.3571 & 0.4286 & 0.0000 & -0.5714 & 0.6429 & 0.0000 & -0.7857 & 0.8571 \end{bmatrix}$$

Why is deconvolution hard?



- ◆ matrix A and blurred image b are typically very big
- ◆ for a 10 megapixel image
 - A has 10 million rows and 10 million columns
 - b has 10 million entries
- ◆ matrix A is typically very sparse
 - mostly zeros
- ◆ methods for solving big sparse systems of equations
 - conjugate gradient descent
 - etc.

Another reason deconvolution is hard

- ♦ matrix A may be *poorly conditioned*
 - a small change in \mathbf{b} causes a large change in \mathbf{x}
 - 2nd row is poorly conditioned, producing ringing and noise (simulated)



Another reason deconvolution is hard

- ◆ matrix A may be *poorly conditioned*
 - a small change in \mathbf{b} causes a large change in \mathbf{x}
- ◆ equivalently, \mathbf{b} 's Fourier transform may contain zeros
 - sinusoids of some frequencies will be missing from \mathbf{b}
- ◆ to be well conditioned, the filter shouldn't be smooth
 - bad:  better: 
 - convolution by first throws away detail, creating zeros in \mathbf{b}
 - convolution by the second makes many sharp copies, ok
- ◆ inverting an ill-conditioned A produces a noisy result

Blind deconvolution

- ◆ sometimes you don't know \mathbf{x} or A
 - i.e. you don't know the sharp scene or the blur filter
- ◆ solving blind deconvolution problems
 - use a *prior* assumption about what the unknown sharp scene \mathbf{x} should look like
- ◆ this is hard, and we're not very good at it
 - solutions typically contain ringing, or worse...

Removing camera shake

[Fergus SIGGRAPH 2006]

- ◆ deconvolve blurred image, using the statistics of natural scenes as a prior



blurred image

Photoshop Unsharp Mask

deconvolution

blur kernel




Removing camera shake

[Yuan SIGGRAPH 2007]

- ◆ deconvolve long-exposure (blurred) image, using short-exposure (noisy) image as a prior



long exposure
(blurry)



short exposure
(dark)



same, scaled up
(noisy)

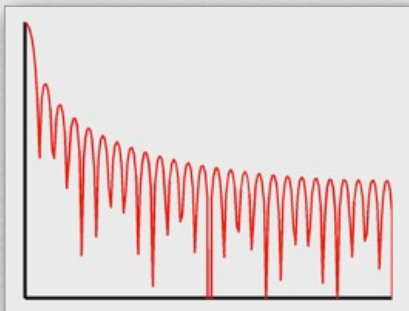



joint deconvolution

Removing motion blur

[Raskar SIGGRAPH 2006]

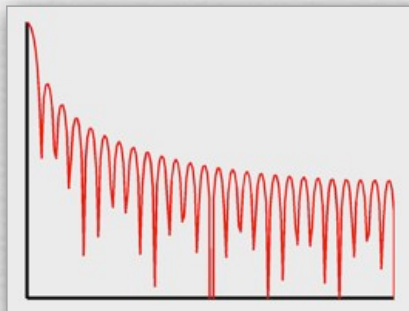

continuous shutter



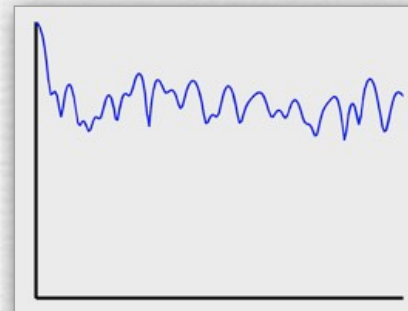
Removing motion blur

[Raskar SIGGRAPH 2006]

continuous shutter



fluttered shutter



Slide credits

◆ Andrew Adams